

Surface Mount Schottky Bridge Rectifier

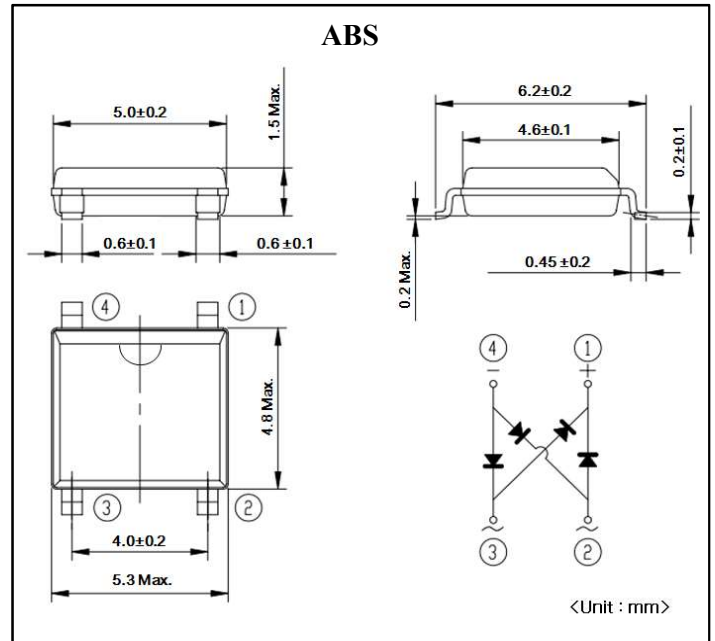
Reverse Voltage 40 Volts, Forward Current 2.0 Amperes

Features

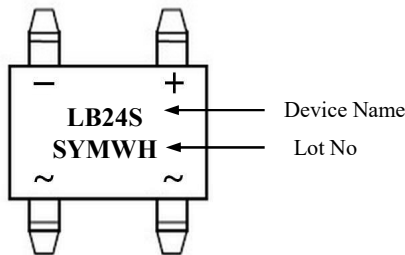
- Glass passivated junction chip
- Ideally suited for automatic assembly
- Save space on printed circuit boards
- Body thickness very thin <1.5mm
- Low forward voltage drop
- Surge overload rating to 50A peak
- In compliance with EU RoHS 2002/95/EC directives
- Plastic material used carries underwriters laboratory classification 94V-0
- High temperature soldering : 260°C /10 seconds at terminals

Mechanical Data

- Case : ABS, Molded plastic
- Terminals : Solderable per MIL-STD-750, Method 2026
- Polarity : As marked on case
- Marking : Type number
- Weight : 0.09 grams (Approx.)



Marking



Maximum Ratings & Electrical Characteristics

Ratings at 25°C ambient temperature unless otherwise specified

Single phase half wave 60 Hz, resistive or inductive load

For capacitive load, derate current by 20%

Parameter	Symbol	Rated Value	Unit	Remark
Maximum Repetitive Peak Reverse Voltage	V_{RRM}	40	V	
Maximum RMS Voltage	V_{RMS}	28	V	
Maximum DC Blocking Voltage	V_{DC}	40	V	
Maximum Average Forward Rectified Current	$I_F(AV)$	2.0	A	
Peak Forward Surge Current 8.3ms Single Half Sine-wave Super imposed on Rated Load (JEDEC Method)	I_{FSM}	50	A	
Instantaneous Forward Voltage at 2A	V_F	0.55	V	
Maximum DC Reverse Current at Rated DC Blocking Voltage	I_R	0.5	mA	$T_j=25^\circ C$
		20		$T_j=100^\circ C$
Typical Thermal Resistance	$R_{th(j-a)}$	88	$^\circ C/W$	
	$R_{th(j-l)}$	28	$^\circ C/W$	
Operation Junction Temperature Range	T_j	-55 to +150	$^\circ C$	
Storage Temperature Range	T_{STG}	-55 to +150	$^\circ C$	

Ratings and Characteristics Curves (Ta=25°C unless otherwise noted)

Fig.1 Forward Current Derating Curve

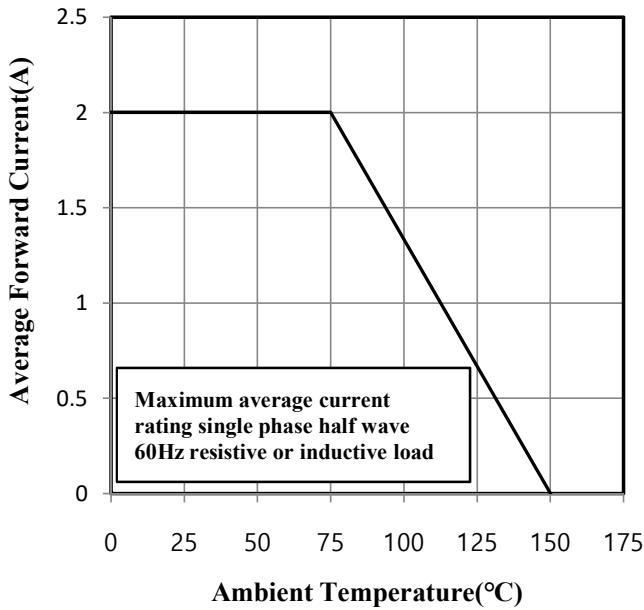


Fig.2 Maximum Non-Repetitive Peak Forward Surge Current

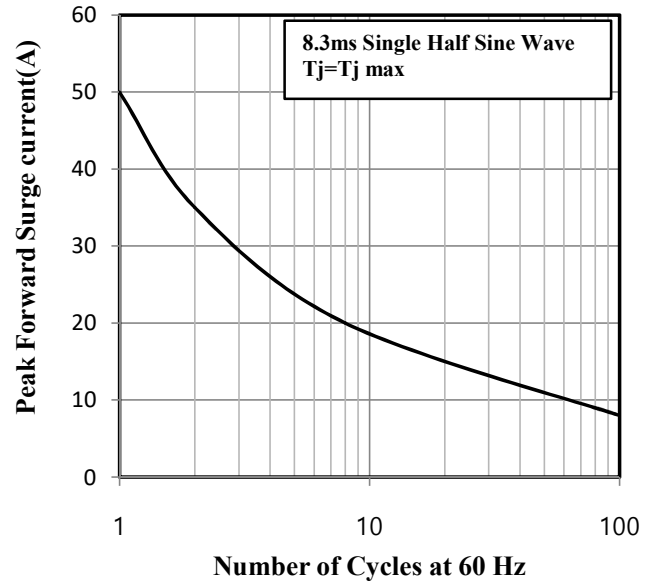


Fig.3 Typical Instantaneous Forward Characteristics

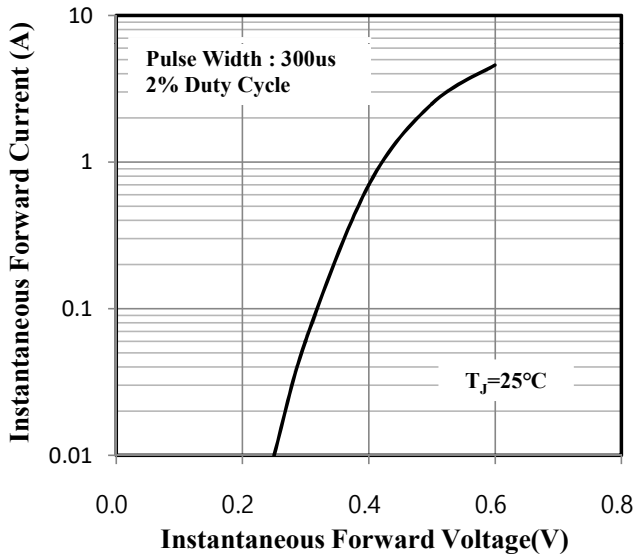


Fig.4 Typical Junction Capacitance

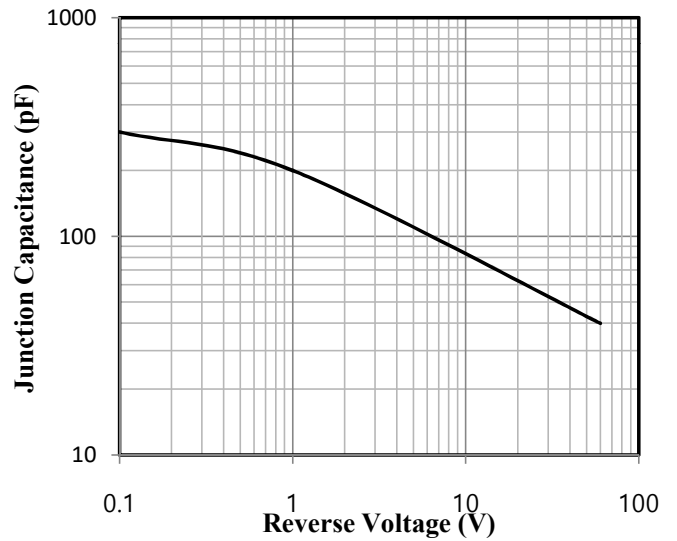


Fig.5 Typical Reverse Characteristics

